



H2 SEATING

NORSIT COLLECTION

scan decor

4080 Fairview St,
Burlington ON - L7L 4Y8

www.scandecor.ca

905-633-7226 | sales@scandecor.ca


Swivel

With a smooth 360-degree swivel you can easily rotate the chair in either direction while seated.



Cold Cure Molded Foam

Norsit® recliners are made with high density Cold-Cure Molded Foam Cushioning. Computer controlled 56 kg/m³ (3.5lb/ft³) density foam is liquid form injected directly over the steel frame. This unique space-age technology ensures comfort, body correct support as well as durability.



Wood

The curved laminated bent wood base is made from renewable timber resources and provides unsurpassed stability and durability. The base is offered in 6 different wood finishes.



Adjustable headrest

The easily adjustable headrest functions, with an infinite number of comfort positions, providing ultimate support for your neck while reading, watching TV or resting. Some models are also equipped with Telescopic (up – down) function making it possible to move the headrest up and down.



Lay flat reclining

Effortless reclining. Shift seating position and back rest angle by using your body weight. Reclining tension can be adjusted. The chair provides lay-flat recline position like no other in the industry.



Dynamic lumbar support

Anatomically correct shaped interior steel frame with high carbon sinuous springs and a patented built in dynamic lumbar support system ensure optimal lower back support regardless of reclining position.



Adaptive footstool

Practical and very comfortable foot and leg support. The H2 Seating footstools have a built-in function that automatically follows the movement of your legs when reclining, securing the most optimal leg support possible.



3 different sizes for perfect fit

Norsit® recliner comes in 3 different sizes for perfect fit. See table to the right for the different dimensions.



In addition we offer an option to lower (2cm/0,8inch) or increase the seat height (2cm/0,8inch) across all sizes. This is done through height differences of the cylinder swivel stems.

CHAIR MODEL	TOTAL WIDTH	TOTAL DEPTH	TOTAL HEIGHT	SEAT WIDTH	SEAT HEIGHT	SEAT DEPTH
	cm/in	cm/in	cm/in	cm/in	cm/in	cm/in
215 Standard	72/28.3	83/32.7	99/39.0	48/18.9	42/16.5	49/19.3
415 Medium	77/30.3	84/33.1	100/39.4	53/20.9	43/16.9	51/20.1
615 Large	82/32.3	85/33.5	103/40.6	58/22.8	44/17.3	52/20.5

Dimension may vary +/- 2cm/1 inch

WIDTH	BOX SIZE DEPTH	HEIGHT	BOX VOLUME	#CHAIRS IN A CONTAINER
cm/in	cm/in	cm/in	M3/CF	20FT/40FT/40HC/45HC
100 / 39,4	77 / 30,3	66 / 26	0,51 / 18	51 / 108 / 144 / 156

Wood finishes / colors



W901 Black
W902 Wenge
W903 Grey
W904 Walnut
W905 Oak
W907 Whitewash


Swivel

With a smooth 360-degree swivel you can easily rotate the chair in either direction while seated.



Cold Cure Molded Foam

Norsit® recliners are made with high density Cold-Cure Molded Foam Cushioning. Computer controlled 56 kg/m³ (3.5lb/ft³) density foam is liquid form injected directly over the steel frame. This unique space-age technology ensures comfort, body correct support as well as durability.



Adjustable headrest

The easily adjustable headrest functions, with an infinite number of comfort positions, providing ultimate support for your neck while reading, watching TV or resting. Some models are also equipped with Telescopic (up – down) function making it possible to move the headrest up and down.



Lay flat reclining

Effortless reclining. Shift seating position and back rest angle by using your body weight. Reclining tension can be adjusted. The chair provides lay-flat recline position like no other in the industry.



Wood

The curved laminated bent wood base is made from renewable timber resources and provides unsurpassed stability and durability. The base is offered in 6 different wood finishes.



Dynamic lumbar support

Anatomically correct shaped interior steel frame with high carbon sinuous springs and a patented built in dynamic lumbar support system ensure optimal lower back support regardless of reclining position.



Adaptive footstool

Practical and very comfortable foot and leg support. The H2 Seating footstools have a built-in function that automatically follows the movement of your legs when reclining, securing the most optimal leg support possible.



3 different sizes for perfect fit

Norsit® recliner comes in 3 different sizes for perfect fit. See table to the right for the different dimensions.



In addition we offer an option to lower (2cm/0,8inch) or increase the seat height (2cm/0,8inch) across all sizes. This is done through height differences of the cylinder swivel stems.

CHAIR MODEL	TOTAL WIDTH	TOTAL DEPTH	TOTAL HEIGHT	SEAT WIDTH	SEAT HEIGHT	SEAT DEPTH
	cm/in	cm/in	cm/in	cm/in	cm/in	cm/in
235 Standard	73/28.7	83/32.7	101/39.8	48/18.9	42/16.5	50/19.7
435 Medium	78/30.7	84/33.1	102/40.2	53/20.9	43/16.9	52/20.8
635 Large	83/32.7	85/33.5	105/41.3	58/22.8	44/17.3	53/20.9

Dimension may vary +/- 2cm/1 inch

WIDTH	BOX SIZE DEPTH	HEIGHT	BOX VOLUME	#CHAIRS IN A CONTAINER
cm/in	cm/in	cm/in	M3/CF	20FT/40FT/40HC/45HC
100 / 39,4	77 / 30,3	66 / 26	0,51 / 18	51 / 108 / 144 / 156

Wood finishes / colors



W901 Black W902 Wenge W903 Grey W904 Walnut W905 Oak W907 Whitewash


Swivel

With a smooth 360-degree swivel you can easily rotate the chair in either direction while seated.




Cold Cure Molded Foam

Norsit® recliners are made with high density Cold-Cure Molded Foam Cushioning. Computer controlled 56 kg/m³ (3.5lb/ft³) density foam is liquid form injected directly over the steel frame. This unique space-age technology ensures comfort, body correct support as well as durability.



Adjustable headrest

The easily adjustable headrest functions, with an infinite number of comfort positions, providing ultimate support for your neck while reading, watching TV or resting. Some models are also equipped with Telescopic (up - down) function making it possible to move the headrest up and down.



Lay flat reclining

Effortless reclining. Shift seating position and back rest angle by using your body weight. Reclining tension can be adjusted. The chair provides lay-flat recline position like no other in the industry.



Wood

The curved laminated bent wood base is made from renewable timber resources and provides unsurpassed stability and durability. The base is offered in 6 different wood finishes.



Dynamic lumbar support

Anatomically correct shaped interior steel frame with high carbon sinuous springs and a patented built in dynamic lumbar support system ensure optimal lower back support regardless of reclining position.



Adaptive footstool

Practical and very comfortable foot and leg support. The H2 Seating footstools have a built-in function that automatically follows the movement of your legs when reclining, securing the most optimal leg support possible.



3 different sizes for perfect fit

Norsit® recliner comes in 3 different sizes for perfect fit. See table to the right for the different dimensions.



In addition we offer an option to lower (2cm/0,8inch) or increase the seat height (2cm/0,8inch) across all sizes. This is done through height differences of the cylinder swivel stems.

CHAIR MODEL	TOTAL WIDTH	TOTAL DEPTH	TOTAL HEIGHT	SEAT WIDTH	SEAT HEIGHT	SEAT DEPTH
	cm/in	cm/in	cm/in	cm/in	cm/in	cm/in
260 Standard	72/28.3	83/32.7	99-112/39.0-44.1	48/18.9	42/16.5	50/19.7
460 Medium	77/30.3	84/33.1	100-113/39.4-44.9	48/18.9	43/16.9	52/20.8
660 Large	82/32.3	85/33.5	103-116/40.6-45.7	58/22.8	44/17.3	53/20.9

Dimension may vary +/- 2cm/1 inch

WIDTH	BOX SIZE DEPTH	HEIGHT	BOX VOLUME	#CHAIRS IN A CONTAINER
cm/in	cm/in	cm/in	M3/CF	20FT/40FT/40HC/45HC
100 / 39,4	77 / 30,3	66 / 26	0,51 / 18	51 / 108 / 144 / 156

Wood finishes / colors



W901 Black W902 Wenge W903 Grey W904 Walnut W905 Oak W907 Whitewash